




PRODUCT SPECIFICATION SHEET

TAMPA TOWEL BAR



- 12" TPA-TB12
- 18" TPA-TB18
- 24" TPA-TB24
- 30" TPA-TB30

PRODUCT NAME:

TAMPA TOWEL BAR

PRODUCT CODE:

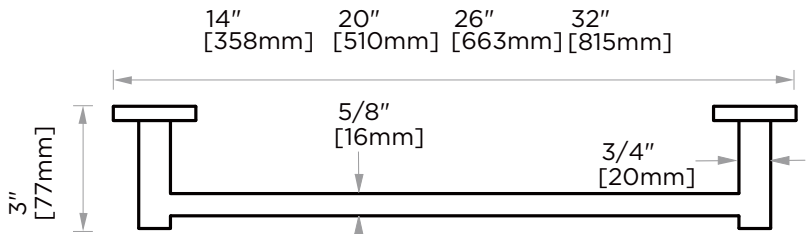
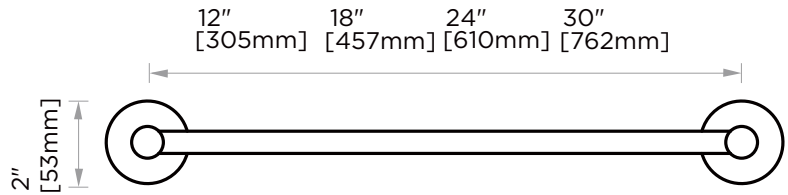
- 12" TPA-TB12
- 18" TPA-TB18
- 24" TPA-TB24
- 30" TPA-TB30

MATERIAL:

ZINC
STAINLESS STEEL 304

KEY FEATURES:

MODERN DESIGN
ZINC+STEEL COMPOSITION
CAST BACKINGS
WALL MOUNTED



AVAILABLE FINISHES:



- POLISHED CHROME (PC)
- MATTE BLACK (MB)

NOTE: Dimensions and specifications are subject to change without notice.